6W Series Weld Fittings

Contents

Tube Butt Weld Fittings

Male Connectors - WM A-151

Female Connectors - WF A-152

Reducing Unions - WU A-152

Union Elbows - WLU A-153

Union Tees - WT 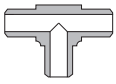 A-153

Union Crosses - WC 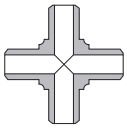 A-154

Tube Socket Weld Fittings

Male Connectors - WM A-154

Female Connectors - WF A-155

Male Elbows - WLM A-155

Female Elbows - WLF A-156

Unions - WU A-156

Reducing Unions - WU A-157

Union Elbows - WLU A-157

Union 45° Elbows - WV A-158

Union Tees - WT 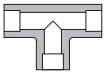 A-158

Union Crosses - WC 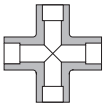 A-159

Pipe Butt Weld Fittings

Male Connectors - WM A-159

Female Connectors - WF A-160

Pipe Socket Weld Fittings

Male Connectors - WM A-160

Female Connectors - WF A-160

Unions - WU A-161

Weld Adapters

Tube Butt Weld to Tube Socket Weld - WA A-161

Pipe Butt Weld to Tube Socket Weld - WA A-161

Pipe to Weld Fittings

Pipe to Tube Butt Weld - PUW A-162

Male Pipe to Tube Butt Weld - MUW 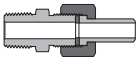 A-163

Ordering Number Description A-164

Features

◎ 316 stainless steel as standard material. Other materials are available upon request
◎ Straight fittings are manufactured from quality bar stock. Shaped fittings are made by forging
◎ Quality machining of all ports ensures consistent welding
◎ Radius junction design for elbows provides smooth flow path
◎ All fittings are cleaned to remove oil, grease and loose particles
◎ Every fitting is marked with size, material and heat number

Technical Data

◎ Sizes range from 1/8" to 2" and 6 mm to 38 mm.
◎ Dimensions and Wall Thickness of Tubes with Butt Welding Ends

Fractional Tube	
Tube O.D. in.	Wall Thickness in.
1/4	0.065
3/8	0.095
1/2	0.095
5/8	0.109
3/4	0.120
1	0.134

Metric Tube	
Tube O.D. mm	Wall Thickness mm
6	1.8
8	1.8
10	2.2
12	2.2
14	2.5
15	2.5
16	2.8
18	2.8
20	3.0
22	3.0
25	3.5
27	4.0
28	4.0
30	4.0
32	4.5
34	4.5
38	5.0

Pipe					
Pipe Size		O.D.		Nominal Wall Thickness SCH80	
NPS	DN	in.	mm	in.	mm
1/8	6	0.405	10.3	0.095	2.41
1/4	8	0.540	13.7	0.119	3.02
3/8	10	0.675	17.1	0.126	3.20
1/2	15	0.840	21.3	0.147	3.73
3/4	20	1.050	26.7	0.154	3.91
1	25	1.315	33.4	0.179	4.55

For welding ends in other dimensions or with other wall thickness, please contact FITOK or our authorized distributors.

◎ Working Temperature:

Material	Minimum Temperature	Maximum Temperature
316 stainless steel	-325°F (-198°C)	1000°F (538°C)
316L stainless steel	-325°F (-198°C)	850°F (454°C)
904L stainless steel	-325°F (-198°C)	700°F (371°C)

◎ Working Pressure:

1. The working pressures shown are based on ANSI/ASME B31.3 at ambient temperature, to determine working pressures in accordance with ANSI/ASME B31.1, multiply the working pressures by 0.94.
2. Use the allowable working pressure at ambient temperature to multiply the elevated temperature factors to get the working pressure at elevated temperature. To know the elevated temperature factor, please see F-14.

Materials

Material	Bar Stock	Forgings	Designator
316 stainless steel	ASTM A276, ASME SA479	ASTM A182, ASME SA182	SS
316L stainless steel			6L
904L stainless steel	ASTM B649	ASTM A182	904L

◎ Using the same materials to weld will ensure the same coefficients of expansion and good welding.
◎ Tungsten Inert Gas (TIG) Welding is recommended.

Dimensions

Dimensions are for reference only, subject to change.

Tube Butt Weld Fittings

Male Connectors

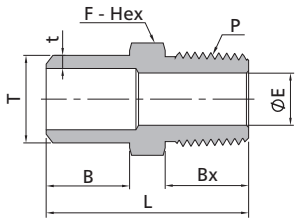

Fractional Tube									NPT Thread
T-Tube O.D. (in.)	t-Wall Thickness (in.)	P-NPT Size	Basic Ordering Number	Dimensions, in. (mm)					Working Pressure psig (bar)
				L	B	Bx	F	E	
1/4	0.065	1/4	-WM-TB4-NS4	1.17 (29.7)	0.38 (9.7)	0.56 (14.2)	0.56 (14.3)	0.28 (7.1)	8000 (551)
1/4	0.065	1/2	-WM-TB4-NS8	1.45 (36.8)	0.38 (9.7)	0.75 (19.1)	0.87 (22.2)	0.47 (11.9)	7700 (530)
3/8	0.095	1/4	-WM-TB6-NS4	1.17 (29.7)	0.38 (9.7)	0.56 (14.2)	0.56 (14.3)	0.28 (7.1)	8000 (551)
3/8	0.095	1/2	-WM-TB6-NS8	1.45 (36.8)	0.38 (9.7)	0.75 (19.1)	0.87 (22.2)	0.47 (11.9)	7700 (530)
1/2	0.095	1/4	-WM-TB8-NS4	1.35 (34.3)	0.56 (14.2)	0.56 (14.2)	0.56 (14.3)	0.28 (7.1)	6780 (468)
1/2	0.095	1/2	-WM-TB8-NS8	1.63 (41.4)	0.56 (14.2)	0.75 (19.1)	0.87 (22.2)	0.47 (11.9)	6780 (468)
5/8	0.109	1/4	-WM-TB10-NS4	1.37 (34.8)	0.56 (14.2)	0.56 (14.2)	0.69 (17.5)	0.28 (7.1)	5760 (397)
5/8	0.109	1/2	-WM-TB10-NS8	1.63 (41.4)	0.56 (14.2)	0.75 (19.1)	0.87 (22.2)	0.47 (11.9)	5760 (397)
3/4	0.120	1/4	-WM-TB12-NS4	1.58 (40.1)	0.75 (19.1)	0.56 (14.2)	0.81 (20.6)	0.28 (7.1)	5530 (381)
3/4	0.120	1/2	-WM-TB12-NS8	1.82 (46.2)	0.75 (19.1)	0.75 (19.1)	0.87 (22.2)	0.47 (11.9)	5530 (381)
1	0.134	1/4	-WM-TB16-NS4	1.69 (42.9)	0.75 (19.1)	0.56 (14.2)	1.06 (27.0)	0.28 (7.1)	4480 (309)
1	0.134	1/2	-WM-TB16-NS8	1.88 (47.8)	0.75 (19.1)	0.75 (19.1)	1.06 (27.0)	0.47 (11.9)	4480 (309)

Metric Tube									NPT Thread
T-Tube O.D. (mm)	t-Wall Thickness (mm)	P-NPT Size	Basic Ordering Number	Dimensions, mm (in.)					Working Pressure psig (bar)
				L	B	Bx	F	E	
12	2.2	1/4	-WM-MTB12-NS4	34.3 (1.35)	14.2 (0.56)	14.2 (0.56)	14.0 (0.55)	7.1 (0.28)	6470 (446)
12	2.2	1/2	-WM-MTB12-NS8	41.1 (1.62)	14.2 (0.56)	19.1 (0.75)	22.0 (0.87)	11.9 (0.47)	6470 (446)
14	2.5	1/4	-WM-MTB14-NS4	34.3 (1.35)	14.2 (0.56)	14.2 (0.56)	15.0 (0.59)	7.1 (0.28)	6280 (433)
14	2.5	1/2	-WM-MTB14-NS8	41.4 (1.63)	14.2 (0.56)	19.1 (0.75)	22.0 (0.87)	11.9 (0.47)	6280 (433)
15	2.5	1/4	-WM-MTB15-NS4	34.8 (1.37)	14.2 (0.56)	14.2 (0.56)	16.0 (0.63)	7.1 (0.28)	5770 (398)
16	2.8	1/4	-WM-MTB16-NS4	35.6 (1.40)	14.2 (0.56)	14.2 (0.56)	18.0 (0.71)	7.1 (0.28)	6140 (423)
16	2.8	1/2	-WM-MTB16-NS8	41.1 (1.62)	14.2 (0.56)	19.1 (0.75)	22.0 (0.87)	11.9 (0.47)	6140 (423)
20	3.0	1/2	-WM-MTB20-NS8	46.2 (1.82)	19.1 (0.75)	19.1 (0.75)	22.0 (0.87)	11.9 (0.47)	5110 (352)
22	3.0	1/4	-WM-MTB22-NS4	41.2 (1.62)	19.1 (0.75)	14.2 (0.56)	24.0 (0.94)	7.1 (0.28)	4620 (319)
22	3.0	1/2	-WM-MTB22-NS8	46.1 (1.81)	19.1 (0.75)	19.1 (0.75)	24.0 (0.94)	11.9 (0.47)	4620 (319)
25	3.5	3/4	-WM-MTB25-NS12	47.8 (1.88)	19.1 (0.75)	19.1 (0.75)	27.0 (1.06)	15.7 (0.62)	4730 (326)
25	3.5	1	-WM-MTB25-NS16	54.9 (2.16)	19.1 (0.75)	23.9 (0.94)	35.0 (1.38)	22.4 (0.88)	4730 (326)
28	4.0	1/2	-WM-MTB28-NS8	54.2 (2.13)	21.4 (0.84)	19.1 (0.75)	30.0 (1.18)	11.9 (0.47)	4850 (335)

Female Connectors

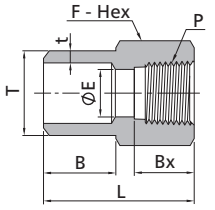

Fractional Tube									NPT Thread
T-Tube O.D. (in.)	t-Wall Thickness (in.)	P-NPT Size	Basic Ordering Number	Dimensions, in. (mm)					Working Pressure psig (bar)
				L	B	Bx	F	E	
1/4	0.065	1/4	-WF-TB4-NS4	1.10 (27.9)	0.38 (9.7)	0.59 (15.0)	0.75 (19.1)	0.12 (3.0)	6600 (454)
1/4	0.065	3/8	-WF-TB4-NS6	1.16 (29.5)	0.38 (9.7)	0.59 (15.0)	0.87 (22.2)	0.12 (3.0)	5300 (365)
3/8	0.095	1/4	-WF-TB6-NS4	1.10 (27.9)	0.38 (9.7)	0.59 (15.0)	0.75 (19.1)	0.19 (4.7)	6600 (454)
3/8	0.095	3/8	-WF-TB6-NS6	1.16 (29.5)	0.38 (9.7)	0.59 (15.0)	0.87 (22.2)	0.19 (4.7)	5300 (365)
1/2	0.095	1/4	-WF-TB8-NS4	1.34 (34.0)	0.56 (14.2)	0.59 (15.0)	0.75 (19.1)	0.31 (7.9)	6600 (454)
1/2	0.095	3/8	-WF-TB8-NS6	1.34 (34.0)	0.56 (14.2)	0.59 (15.0)	0.87 (22.2)	0.31 (7.9)	5300 (365)
1/2	0.095	1/2	-WF-TB8-NS8	1.53 (38.9)	0.56 (14.2)	0.78 (19.8)	1.06 (27.0)	0.31 (7.9)	4900 (337)

Metric Tube									NPT Thread
T-Tube O.D. (mm)	t-Wall Thickness (mm)	P-NPT Size	Basic Ordering Number	Dimensions, mm (in.)					Working Pressure psig (bar)
				L	B	Bx	F	E	
14	2.5	1/4	-WF-MTB14-NS4	33.0 (1.30)	14.2 (0.56)	15.0 (0.59)	19.0 (0.75)	9.0 (0.35)	6280 (433)
14	2.5	1/2	-WF-MTB14-NS8	38.9 (1.53)	14.2 (0.56)	19.8 (0.78)	27.0 (1.06)	9.0 (0.35)	4900 (337)
20	3.0	1/2	-WF-MTB20-NS8	43.7 (1.72)	19.1 (0.75)	19.8 (0.78)	27.0 (1.06)	14.0 (0.55)	4900 (337)
28	4.0	1/2	-WF-MTB28-NS8	49.8 (1.96)	23.9 (0.94)	19.8 (0.78)	30.0 (1.18)	15.7 (0.62)	4850 (335)

Reducing Unions

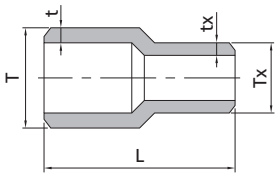

Fractional Tube						Fractional Tube
T-Tube O.D. (in.)	t-Wall Thickness (in.)	Tx-Tube O.D. (in.)	tx-Wall Thickness (in.)	Basic Ordering Number	L in. (mm)	Working Pressure psig (bar)
3/8	0.095	1/4	0.065	-WU-TB6-TB4	1.50 (38.1)	9930 (685)
1/2	0.095	1/4	0.065	-WU-TB8-TB4	1.50 (38.1)	6780 (468)
1/2	0.095	3/8	0.095	-WU-TB8-TB6	1.50 (38.1)	6780 (468)
3/4	0.120	1/2	0.095	-WU-TB12-TB8	1.50 (38.1)	5530 (381)
1	0.134	3/4	0.120	-WU-TB16-TB12	1.50 (38.1)	4480 (309)

Metric Tube						Metric Tube
T-Tube O.D. (mm)	t-Wall Thickness (mm)	Tx-Tube O.D. (mm)	tx-Wall Thickness (mm)	Basic Ordering Number	L mm (in.)	Working Pressure psig (bar)
20	3.0	14	2.5	-WU-MTB20-MTB14	38.1 (1.50)	6470 (445)
22	3.0	14	2.5	-WU-MTB22-MTB14	38.1 (1.50)	5780 (395)
22	3.0	18	2.8	-WU-MTB22-MTB18	38.1 (1.50)	5780 (395)
25	3.5	22	3.0	-WU-MTB25-MTB22	38.1 (1.50)	5780 (395)
38	5.0	25	3.5	-WU-MTB38-MTB25	38.1 (1.50)	5540 (380)

Union Elbows

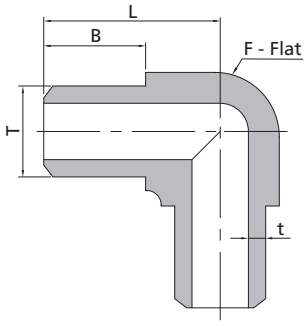

Fractional Tube

T-Tube O.D. (in.)	t-Wall Thickness (in.)	Basic Ordering Number	Dimensions, in. (mm)			Working Pressure psig (bar)
			L	B	F	
1/4	0.065	-WLU-TB4	0.64 (16.3)	0.38 (9.7)	0.37 (9.5)	10320 (712)
3/8	0.095	-WLU-TB6	0.71 (18.0)	0.38 (9.7)	0.44 (11.1)	9930 (685)
1/2	0.095	-WLU-TB8	0.96 (24.4)	0.56 (14.2)	0.56 (14.3)	6780 (468)
3/4	0.120	-WLU-TB12	1.31 (33.3)	0.75 (19.1)	0.81 (20.6)	5530 (381)
1	0.134	-WLU-TB16	1.46 (37.1)	0.75 (19.1)	1.06 (27.0)	4480 (309)

Metric Tube

T-Tube O.D. (mm)	t-Wall Thickness (mm)	Basic Ordering Number	Dimensions, mm (in.)			Working Pressure psig (bar)
			L	B	F	
10	2.2	-WLU-MTB10	18.0 (0.71)	9.7 (0.38)	11.1 (0.44)	8160 (563)
14	2.5	-WLU-MTB14	25.4 (1.00)	14.2 (0.56)	15.9 (0.63)	6280 (433)
16	2.8	-WLU-MTB16	26.2 (1.03)	14.2 (0.56)	17.5 (0.69)	6140 (423)
20	3.0	-WLU-MTB20	33.3 (1.31)	19.1 (0.75)	20.6 (0.81)	5110 (352)
22	3.0	-WLU-MTB22	35.3 (1.39)	19.1 (0.75)	23.8 (0.94)	4620 (319)
25	3.5	-WLU-MTB25	37.1 (1.46)	19.1 (0.75)	27.0 (1.06)	4730 (326)

Union Tees

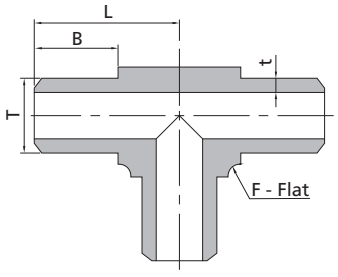

Fractional Tube

T-Tube O.D. (in.)	t-Wall Thickness (in.)	Basic Ordering Number	Dimensions, in. (mm)			Working Pressure psig (bar)
			L	B	F	
1/4	0.065	-WT-TB4	0.64 (16.3)	0.38 (9.7)	0.37 (9.5)	10320 (712)
3/8	0.095	-WT-TB6	0.71 (18.0)	0.38 (9.7)	0.44 (11.1)	9930 (685)
1/2	0.095	-WT-TB8	0.96 (24.4)	0.56 (14.2)	0.56 (14.3)	6780 (468)
3/4	0.120	-WT-TB12	1.31 (33.3)	0.75 (19.1)	0.81 (20.6)	5530 (381)
1	0.134	-WT-TB16	1.46 (37.1)	0.75 (19.1)	1.06 (27.0)	4480 (309)

Metric Tube

T-Tube O.D. (mm)	t-Wall Thickness (mm)	Basic Ordering Number	Dimensions, mm (in.)			Working Pressure psig (bar)
			L	B	F	
6	1.8	-WT-MTB6	16.3 (0.64)	9.7 (0.38)	9.5 (0.37)	12660 (873)
8	1.8	-WT-MTB8	16.3 (0.64)	9.7 (0.38)	9.5 (0.37)	8320 (574)
10	2.2	-WT-MTB10	18.0 (0.71)	9.7 (0.38)	11.1 (0.44)	8160 (563)
12	2.2	-WT-MTB12	24.4 (0.96)	14.2 (0.56)	14.3 (0.56)	6470 (446)
14	2.5	-WT-MTB14	25.4 (1.00)	14.2 (0.56)	15.9 (0.63)	6280 (433)
16	2.8	-WT-MTB16	26.2 (1.03)	14.2 (0.56)	17.5 (0.69)	6140 (423)
20	3.0	-WT-MTB20	33.3 (1.31)	19.1 (0.75)	20.6 (0.81)	5110 (352)
22	3.0	-WT-MTB22	35.3 (1.39)	19.1 (0.75)	23.8 (0.94)	4620 (319)
25	3.5	-WT-MTB25	37.1 (1.46)	19.1 (0.75)	27.0 (1.06)	4730 (326)
32	4.5	-WT-MTB32	49.3 (1.94)	23.9 (0.94)	34.9 (1.37)	4730 (326)

Union Crosses

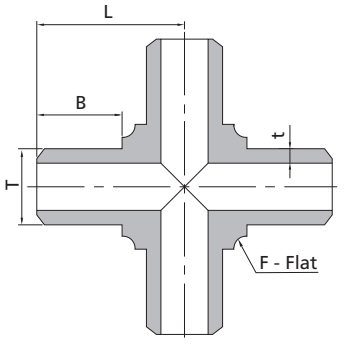

Fractional Tube

T-Tube O.D. (in.)	t-Wall Thickness (in.)	Basic Ordering Number	Dimensions, in. (mm)			Working Pressure psig (bar)
			L	B	F	
1/4	0.065	-WC-TB4	0.64 (16.3)	0.38 (9.7)	0.37 (9.5)	10320 (712)
3/8	0.095	-WC-TB6	0.71 (18.0)	0.38 (9.7)	0.44 (11.1)	9930 (685)
1/2	0.095	-WC-TB8	0.96 (24.4)	0.56 (14.2)	0.56 (14.3)	6780 (468)
3/4	0.120	-WC-TB12	1.31 (33.3)	0.75 (19.1)	0.81 (20.6)	5530 (381)
1	0.134	-WC-TB16	1.63 (41.3)	0.75 (19.1)	1.25 (31.8)	4480 (309)

Metric Tube

T-Tube O.D. (mm)	t-Wall Thickness (mm)	Basic Ordering Number	Dimensions, mm (in.)			Working Pressure psig (bar)
			L	B	F	
6	1.8	-WC-MTB6	16.3 (0.64)	9.7 (0.38)	9.5 (0.37)	12660 (873)
8	1.8	-WC-MTB8	16.3 (0.64)	9.7 (0.38)	9.5 (0.37)	8320 (574)
10	2.2	-WC-MTB10	18.0 (0.71)	9.7 (0.38)	11.1 (0.44)	8160 (563)

Tube Socket Weld Fittings

Male Connectors

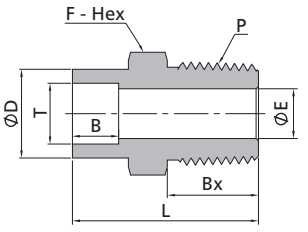

Fractional Tube — **NPT Thread**

T-Tube Size (in.)	P-NPT Size	Basic Ordering Number	Dimensions, in. (mm)						Working Pressure psig (bar)
			L	D	B	Bx	F	E	
1/4	1/4	-WM-TS4-NS4	1.15 (29.2)	0.48 (12.2)	0.28 (7.1)	0.56 (14.2)	0.56 (14.3)	0.19 (4.8)	8000 (551)
3/8	1/4	-WM-TS6-NS4	1.25 (31.8)	0.60 (15.2)	0.31 (7.9)	0.56 (14.2)	0.63 (15.9)	0.28 (7.1)	8000 (551)
3/8	3/8	-WM-TS6-NS6	1.25 (31.8)	0.60 (15.2)	0.31 (7.9)	0.56 (14.2)	0.69 (17.5)	0.28 (7.1)	7800 (537)
3/8	1/2	-WM-TS6-NS8	1.47 (37.3)	0.60 (15.2)	0.31 (7.9)	0.75 (19.1)	0.87 (22.2)	0.28 (7.1)	7700 (530)
1/2	1/4	-WM-TS8-NS4	1.31 (33.3)	0.73 (18.5)	0.38 (9.7)	0.56 (14.2)	0.75 (19.1)	0.28 (7.1)	6600 (454)
1/2	3/8	-WM-TS8-NS6	1.31 (33.3)	0.73 (18.5)	0.38 (9.7)	0.56 (14.2)	0.75 (19.1)	0.38 (9.6)	6600 (454)
1/2	1/2	-WM-TS8-NS8	1.53 (38.9)	0.73 (18.5)	0.38 (9.7)	0.75 (19.1)	0.87 (22.2)	0.41 (10.4)	6600 (454)
3/4	3/4	-WM-TS12-NS12	1.78 (45.1)	1.04 (26.4)	0.44 (11.2)	0.75 (19.1)	1.06 (27.0)	0.62 (15.7)	5900 (406)
1	1	-WM-TS16-NS16	2.11 (53.6)	1.36 (34.5)	0.62 (15.7)	0.94 (23.9)	1.37 (34.9)	0.88 (22.4)	5300 (365)

Metric Tube — **NPT Thread**

T-Tube Size (mm)	P-NPT Size	Basic Ordering Number	Dimensions, mm (in.)						Working Pressure psig (bar)
			L	D	B	Bx	F	E	
6	1/4	-WM-MTS6-NS4	29.2 (1.15)	12.0 (0.47)	7.1 (0.28)	14.2 (0.56)	14.0 (0.55)	4.8 (0.19)	8000 (551)
12	1/2	-WM-MTS12-NS8	38.9 (1.53)	20.2 (0.80)	9.7 (0.38)	19.1 (0.75)	22.0 (0.87)	9.5 (0.37)	6820 (470)
14	1/4	-WM-MTS14-NS4	33.3 (1.31)	23.8 (0.94)	10.0 (0.39)	14.2 (0.56)	24.0 (0.94)	7.1 (0.28)	6930 (478)
14	3/8	-WM-MTS14-NS6	35.0 (1.38)	23.8 (0.94)	10.0 (0.39)	14.2 (0.56)	24.0 (0.94)	9.6 (0.38)	6930 (478)
14	1/2	-WM-MTS14-NS8	40.0 (1.57)	23.8 (0.94)	10.0 (0.39)	19.1 (0.75)	24.0 (0.94)	10.4 (0.41)	6930 (478)
16	1/4	-WM-MTS16-NS4	35.0 (1.38)	23.8 (0.94)	10.4 (0.41)	14.2 (0.56)	24.0 (0.94)	7.1 (0.28)	6190 (426)
16	1/2	-WM-MTS16-NS8	40.0 (1.57)	23.8 (0.94)	10.4 (0.41)	19.1 (0.75)	24.0 (0.94)	11.9 (0.47)	6190 (426)
18	1/4	-WM-MTS18-NS4	40.1 (1.58)	26.0 (1.02)	11.2 (0.44)	14.2 (0.56)	27.0 (1.06)	7.1 (0.28)	6050 (417)
28	3/4	-WM-MTS28-NS12	55.5 (2.19)	40.0 (1.57)	20.0 (0.79)	19.1 (0.75)	41.0 (1.61)	15.7 (0.62)	5040 (348)
38	1 1/4	-WM-MTS38-NS20	68.3 (2.69)	50.8 (2.00)	22.0 (0.87)	23.9 (0.94)	52.0 (2.05)	28.6 (1.13)	5000 (344)

Female Connectors

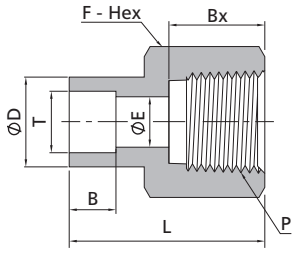

Fractional Tube									NPT Thread
T-Tube Size (in.)	P-NPT Size	Basic Ordering Number	Dimensions, in. (mm)						Working Pressure psig (bar)
			L	D	B	Bx	F	E	
1/8	1/8	-WF-TS2-NS2	0.83 (21.1)	0.29 (7.4)	0.10 (2.5)	0.41 (10.4)	0.56 (14.3)	0.09 (2.3)	6500 (447)
1/4	1/8	-WF-TS4-NS2	1.05 (26.7)	0.48 (12.2)	0.28 (7.1)	0.41 (10.4)	0.56 (14.3)	0.19 (4.8)	6500 (447)
1/4	1/4	-WF-TS4-NS4	1.18 (30.0)	0.48 (12.2)	0.28 (7.1)	0.59 (15.0)	0.75 (19.1)	0.19 (4.8)	6600 (454)
3/8	1/4	-WF-TS6-NS4	1.24 (31.5)	0.60 (15.2)	0.31 (7.9)	0.59 (15.0)	0.75 (19.1)	0.28 (7.1)	6600 (454)
1/2	3/8	-WF-TS8-NS6	1.36 (34.5)	0.73 (18.5)	0.38 (9.7)	0.59 (15.0)	0.87 (22.2)	0.41 (10.4)	5300 (365)
1/2	1/2	-WF-TS8-NS8	1.59 (40.4)	0.73 (18.5)	0.38 (9.7)	0.78 (19.8)	1.06 (27.0)	0.41 (10.4)	4900 (337)
3/4	3/4	-WF-TS12-NS12	1.73 (43.9)	1.04 (26.4)	0.44 (11.2)	0.81 (20.6)	1.31 (33.3)	0.63 (16.0)	4600 (316)
1	1	-WF-TS16-NS16	2.13 (54.1)	1.36 (34.5)	0.62 (15.7)	1.00 (25.4)	1.63 (41.3)	0.88 (22.4)	4400 (303)

Metric Tube									NPT Thread
T-Tube Size (mm)	P-NPT Size	Basic Ordering Number	Dimensions, mm (in.)						Working Pressure psig (bar)
			L	D	B	Bx	F	E	
8	1/4	-WF-MTS8-NS4	27.0 (1.06)	14.3 (0.56)	7.9 (0.31)	15.0 (0.59)	19.0 (0.75)	4.8 (0.19)	6600 (454)
10	1/4	-WF-MTS10-NS4	29.0 (1.14)	16.5 (0.65)	7.9 (0.31)	15.0 (0.59)	19.0 (0.75)	7.1 (0.28)	6600 (454)
14	1/4	-WF-MTS14-NS4	32.0 (1.26)	23.8 (0.94)	10.0 (0.39)	15.0 (0.59)	24.0 (0.94)	9.5 (0.37)	6930 (478)
28	3/4	-WF-MTS28-NS12	54.1 (2.13)	40.0 (1.57)	20.0 (0.79)	20.6 (0.81)	41.0 (1.61)	19.8 (0.78)	4600 (316)

Male Elbows

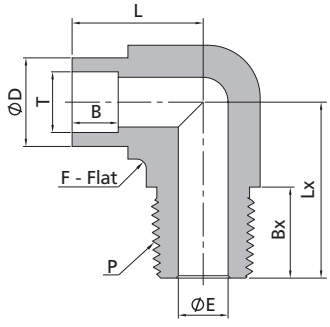

Fractional Tube										NPT Thread
T-Tube Size (in.)	P-NPT Size	Basic Ordering Number	Dimensions, in. (mm)							Working Pressure psig (bar)
			L	Lx	D	B	Bx	F	E	
1/4	1/4	SS-WLM-TS4-NS4	0.79 (20.1)	1.05 (26.7)	0.58 (14.7)	0.28 (7.1)	0.56 (14.2)	0.50 (12.7)	0.19 (4.8)	8000 (551)
3/8	1/4	SS-WLM-TS6-NS4	1.04 (26.4)	1.05 (26.7)	0.58 (14.7)	0.31 (7.9)	0.56 (14.2)	0.50 (12.7)	0.28 (7.1)	8000 (551)
3/8	3/8	SS-WLM-TS6-NS6	0.97 (24.6)	1.17 (29.7)	0.80 (20.2)	0.31 (7.9)	0.56 (14.2)	0.69 (17.5)	0.28 (7.1)	7800 (537)
3/8	1/2	SS-WLM-TS6-NS8	1.02 (25.9)	1.45 (36.8)	0.94 (23.8)	0.31 (7.9)	0.75 (19.1)	0.81 (20.6)	0.28 (7.1)	7700 (530)
1/2	1/2	SS-WLM-TS8-NS8	1.08 (27.4)	1.45 (36.8)	0.94 (23.8)	0.38 (9.7)	0.75 (19.1)	0.81 (20.6)	0.41 (10.4)	6600 (454)
3/4	3/4	SS-WLM-TS12-NS12	1.53 (38.9)	1.56 (39.6)	1.04 (26.4)	0.44 (11.2)	0.75 (19.1)	1.06 (27.0)	0.62 (15.7)	5900 (406)

Female Elbows

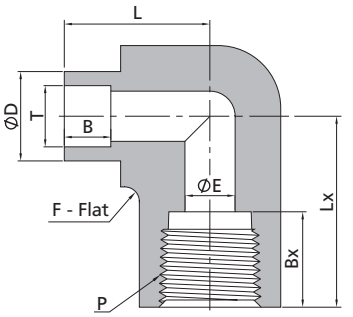

Fractional Tube										NPT Thread
T-Tube Size (in.)	P-NPT Size	Basic Ordering Number	Dimensions, in. (mm)							Working Pressure psig (bar)
			L	Lx	D	B	Bx	F	E	
1/4	1/4	SS-WLF-TS4-NS4	0.90 (22.9)	1.17 (29.7)	0.80 (20.2)	0.28 (7.1)	0.59 (15.0)	0.69 (17.5)	0.19 (4.8)	7400 (509)
3/8	1/4	SS-WLF-TS6-NS4	0.99 (25.1)	1.17 (29.7)	0.80 (20.2)	0.31 (7.9)	0.59 (15.0)	0.69 (17.5)	0.28 (7.1)	7400 (509)
3/8	1/2	SS-WLF-TS6-NS8	1.13 (28.7)	1.56 (39.6)	1.15 (29.3)	0.31 (7.9)	0.78 (19.8)	1.00 (25.4)	0.28 (7.1)	5700 (392)
1/2	1/2	SS-WLF-TS8-NS8	1.19 (30.2)	1.56 (39.6)	1.15 (29.3)	0.38 (9.7)	0.78 (19.8)	1.00 (25.4)	0.41 (10.4)	5700 (392)

Unions

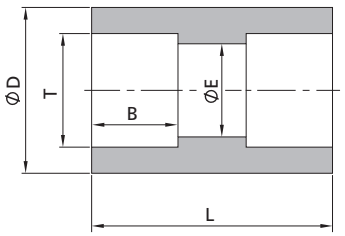

Fractional Tube						
T-Tube Size (in.)	Basic Ordering Number	Dimensions, in. (mm)				Working Pressure psig (bar)
		L	D	B	E	
1/4	SS-WU-TS4	0.75 (19.1)	0.48 (12.2)	0.28 (7.1)	0.19 (4.8)	10700 (737)
3/8	SS-WU-TS6	0.88 (22.4)	0.60 (15.2)	0.31 (7.9)	0.28 (7.1)	8100 (558)
1/2	SS-WU-TS8	1.06 (26.9)	0.73 (18.5)	0.38 (9.7)	0.41 (10.4)	6600 (454)
5/8	SS-WU-TS10	1.19 (30.2)	0.92 (23.4)	0.41 (10.4)	0.50 (12.7)	6200 (427)
3/4	SS-WU-TS12	1.31 (33.3)	1.04 (26.4)	0.44 (11.2)	0.63 (16.0)	5900 (406)
7/8	SS-WU-TS14	1.40 (35.5)	1.24 (31.5)	0.50 (12.7)	0.74 (18.8)	5730 (395)
1	SS-WU-TS16	1.44 (36.6)	1.36 (34.5)	0.62 (15.7)	0.88 (22.4)	5600 (385)

Metric Tube						
T-Tube Size (mm)	Basic Ordering Number	Dimensions, mm (in.)				Working Pressure psig (bar)
		L	D	B	E	
8	SS-WU-MTS8	22.4 (0.88)	14.3 (0.56)	7.9 (0.31)	6.4 (0.25)	9790 (675)
10	SS-WU-MTS10	23.6 (0.93)	16.5 (0.65)	7.9 (0.31)	7.4 (0.29)	8100 (558)
12	SS-WU-MTS12	26.9 (1.06)	20.2 (0.80)	9.7 (0.38)	9.5 (0.37)	6820 (470)
14	SS-WU-MTS14	28.0 (1.10)	23.8 (0.94)	10.0 (0.39)	10.4 (0.41)	6930 (478)
16	SS-WU-MTS16	30.2 (1.19)	23.8 (0.94)	10.4 (0.41)	12.7 (0.50)	6190 (426)
20	SS-WU-MTS20	28.0 (1.10)	27.0 (1.06)	11.2 (0.44)	17.0 (0.67)	5510 (380)

Reducing Unions

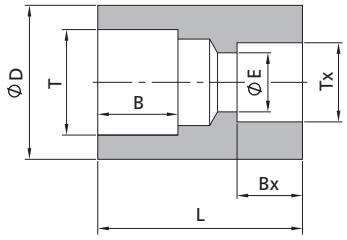

Fractional Tube								Fractional Tube
T-Tube Size (in.)	Tx-Tube Size (in.)	Basic Ordering Number	Dimensions, in. (mm)					Working Pressure psig (bar)
			L	D	B	E	Bx	
3/8	1/4	-WU-TS6-TS4	0.88 (22.4)	0.60 (15.2)	0.31 (7.9)	0.19 (4.8)	0.28 (7.1)	8100 (558)
1/2	1/4	-WU-TS8-TS4	0.96 (24.3)	0.73 (18.5)	0.38 (9.7)	0.19 (4.8)	0.28 (7.1)	6600 (454)
1/2	3/8	-WU-TS8-TS6	1.03 (26.1)	0.73 (18.5)	0.38 (9.7)	0.28 (7.1)	0.31 (7.9)	6600 (454)
3/4	3/8	-WU-TS12-TS6	1.17 (29.8)	1.04 (26.4)	0.44 (11.2)	0.28 (7.1)	0.31 (7.9)	5900 (406)
3/4	1/2	-WU-TS12-TS8	1.24 (31.6)	1.04 (26.4)	0.44 (11.2)	0.41 (10.4)	0.38 (9.7)	5900 (406)
1	3/4	-WU-TS16-TS12	1.26 (32.1)	1.36 (34.5)	0.62 (15.7)	0.63 (16.0)	0.44 (11.2)	5600 (385)

Metric Tube								Metric Tube
T-Tube Size (mm)	Tx-Tube Size (mm)	Basic Ordering Number	Dimensions, mm (in.)					Working Pressure psig (bar)
			L	D	B	E	Bx	
14	10	-WU-MTS14-MTS10	26.0 (1.02)	23.8 (0.94)	10.4 (0.41)	7.4 (0.29)	7.9 (0.31)	6930 (478)
25	14	-WU-MTS25-MTS14	30.0 (1.18)	34.5 (1.36)	15.7 (0.62)	10.4 (0.41)	10.0 (0.39)	5450 (376)
25	22	-WU-MTS25-MTS22	35.8 (1.41)	34.5 (1.36)	15.7 (0.62)	19.0 (0.75)	13.5 (0.53)	5450 (376)

Metric Tube								Fractional Tube
T-Tube Size (mm)	Tx-Tube Size (in.)	Basic Ordering Number	Dimensions, mm (in.)					Working Pressure psig (bar)
			L	D	B	E	Bx	
20	3/4	-WU-MTS20-TS12	28.0 (1.10)	27.0 (1.06)	11.2 (0.44)	15.7 (0.62)	11.2 (0.44)	5510 (380)
28	3/4	-WU-MTS28-TS12	36.8 (1.45)	40.0 (1.57)	20.0 (0.79)	15.7 (0.62)	11.2 (0.44)	5040 (348)

Union Elbows

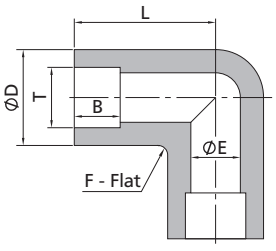

Fractional Tube							
T-Tube Size (in.)	Basic Ordering Number	Dimensions, in. (mm)					Working Pressure psig (bar)
		L	D	B	F	E	
1/8	-WLU-TS2	0.59 (15.0)	0.43 (11.0)	0.10 (2.5)	0.37 (9.5)	0.09 (2.3)	12600 (863)
1/4	-WLU-TS4	0.86 (21.8)	0.50 (12.8)	0.28 (7.1)	0.44 (11.1)	0.19 (4.8)	10700 (737)
3/8	-WLU-TS6	1.04 (26.4)	0.65 (16.5)	0.31 (7.9)	0.56 (14.3)	0.28 (7.1)	8100 (558)
1/2	-WLU-TS8	1.17 (29.7)	0.80 (20.2)	0.38 (9.7)	0.69 (17.5)	0.41 (10.4)	6600 (454)
5/8	-WLU-TS10	1.42 (36.1)	0.94 (23.8)	0.41 (10.4)	0.81 (20.6)	0.50 (12.7)	6200 (427)
3/4	-WLU-TS12	1.56 (39.6)	1.15 (29.3)	0.44 (11.2)	1.00 (25.4)	0.63 (16.0)	5900 (406)
1	-WLU-TS16	1.92 (48.8)	1.44 (36.7)	0.62 (15.7)	1.25 (31.8)	0.88 (22.4)	5600 (385)

Metric Tube							
T-Tube Size (mm)	Basic Ordering Number	Dimensions, mm (in.)					Working Pressure psig (bar)
		L	D	B	F	E	
10	-WLU-MTS10	24.6 (0.97)	16.5 (0.65)	7.9 (0.31)	14.3 (0.56)	7.4 (0.29)	8100 (558)
12	-WLU-MTS12	29.7 (1.17)	20.2 (0.80)	9.7 (0.38)	17.5 (0.69)	9.5 (0.37)	6820 (470)
14	-WLU-MTS14	31.7 (1.25)	23.8 (0.94)	10.0 (0.39)	20.6 (0.81)	10.4 (0.41)	6930 (478)
16	-WLU-MTS16	34.7 (1.37)	23.8 (0.94)	10.4 (0.41)	20.6 (0.81)	12.7 (0.50)	6190 (426)

Union 45° Elbows

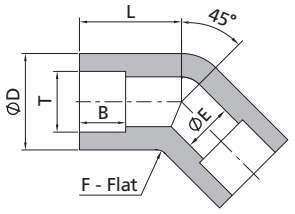

Fractional Tube

T-Tube Size (in.)	Basic Ordering Number	Dimensions, in. (mm)					Working Pressure psig (bar)
		L	D	B	F	E	
1/4	SS-WV-TS4	0.59 (15.0)	0.58 (14.7)	0.28 (7.1)	0.50 (12.7)	0.19 (4.8)	10700 (737)
3/8	SS-WV-TS6	0.78 (19.7)	0.65 (16.5)	0.31 (7.9)	0.56 (14.3)	0.28 (7.1)	8100 (558)
1/2	SS-WV-TS8	0.84 (21.3)	0.80 (20.2)	0.38 (9.7)	0.69 (17.5)	0.41 (10.4)	6600 (454)
3/4	SS-WV-TS12	1.13 (28.7)	1.15 (29.3)	0.44 (11.2)	1.00 (25.4)	0.63 (16.0)	5900 (406)
1	SS-WV-TS16	1.57 (40.0)	1.59 (40.3)	0.62 (15.7)	1.37 (34.9)	0.88 (22.4)	5600 (385)

Metric Tube

T-Tube Size (mm)	Basic Ordering Number	Dimensions, mm (in.)					Working Pressure psig (bar)
		L	D	B	F	E	
8	SS-WV-MTS8	17.3 (0.68)	14.7 (0.58)	7.9 (0.31)	12.7 (0.50)	6.4 (0.25)	9790 (675)
10	SS-WV-MTS10	19.1 (0.75)	16.5 (0.65)	7.9 (0.31)	14.3 (0.56)	7.4 (0.29)	8100 (558)
12	SS-WV-MTS12	21.3 (0.84)	20.2 (0.80)	9.7 (0.38)	17.5 (0.69)	9.5 (0.37)	6820 (470)
14	SS-WV-MTS14	26.4 (1.04)	23.8 (0.94)	10.0 (0.39)	20.6 (0.81)	10.4 (0.41)	6930 (478)
16	SS-WV-MTS16	26.4 (1.04)	23.8 (0.94)	10.4 (0.41)	20.6 (0.81)	12.7 (0.50)	6190 (426)
20	SS-WV-MTS20	28.7 (1.13)	29.3 (1.15)	11.2 (0.44)	25.4 (1.00)	17.0 (0.67)	5510 (380)
22	SS-WV-MTS22	29.7 (1.17)	31.2 (1.23)	13.5 (0.53)	27.0 (1.06)	19.0 (0.75)	5700 (396)
23	SS-WV-MTS25	40.0 (1.57)	40.3 (1.59)	15.7 (0.62)	34.9 (1.37)	22.0 (0.87)	5450 (376)

Union Tees

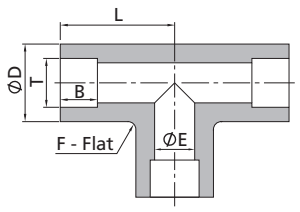

Fractional Tube

T-Tube Size (in.)	Basic Ordering Number	Dimensions, in. (mm)					Working Pressure psig (bar)
		L	D	B	F	E	
1/8	-WT-TS2	0.59 (15.0)	0.39 (10.0)	0.10 (2.5)	0.44 (11.1)	0.09 (2.3)	12600 (868)
1/4	-WT-TS4	0.86 (21.8)	0.50 (12.8)	0.28 (7.1)	0.44 (11.1)	0.19 (4.8)	10700 (737)
3/8	-WT-TS6	1.04 (26.4)	0.65 (16.5)	0.31 (7.9)	0.56 (14.3)	0.28 (7.1)	8100 (558)
1/2	-WT-TS8	1.17 (29.7)	0.80 (20.2)	0.38 (9.7)	0.69 (17.5)	0.41 (10.4)	6600 (454)
5/8	-WT-TS10	1.42 (36.1)	0.94 (23.8)	0.41 (10.4)	0.81 (20.6)	0.50 (12.7)	6200 (428)
3/4	-WT-TS12	1.56 (39.6)	1.15 (29.3)	0.44 (11.2)	1.00 (25.4)	0.63 (16.0)	5900 (406)
1	-WT-TS16	1.92 (48.8)	1.44 (36.7)	0.62 (15.7)	1.25 (31.8)	0.88 (22.4)	5600 (385)

Metric Tube

T-Tube Size (mm)	Basic Ordering Number	Dimensions, mm (in.)					Working Pressure psig (bar)
		L	D	B	F	E	
8	-WT-MTS8	19.8 (0.78)	14.7 (0.58)	7.9 (0.31)	12.7 (0.50)	6.4 (0.25)	9790 (675)
10	-WT-MTS10	24.6 (0.97)	16.5 (0.65)	7.9 (0.31)	14.3 (0.56)	7.4 (0.29)	8100 (558)
12	-WT-MTS12	29.7 (1.17)	20.2 (0.80)	9.7 (0.38)	17.5 (0.69)	9.5 (0.37)	6820 (470)
14	-WT-MTS14	31.7 (1.25)	23.8 (0.94)	10.0 (0.39)	20.6 (0.81)	10.4 (0.41)	6930 (478)
16	-WT-MTS16	36.0 (1.42)	23.8 (0.94)	10.4 (0.41)	20.6 (0.81)	12.7 (0.50)	6190 (426)
20	-WT-MTS20	39.6 (1.56)	29.3 (1.15)	11.2 (0.44)	25.4 (1.00)	17.0 (0.67)	5510 (380)
22	-WT-MTS22	41.3 (1.63)	31.2 (1.23)	13.5 (0.53)	27.0 (1.06)	19.0 (0.75)	5700 (396)
25	-WT-MTS25	48.8 (1.92)	36.7 (1.44)	15.7 (0.62)	31.8 (1.25)	22.0 (0.87)	5450 (376)

Union Crosses

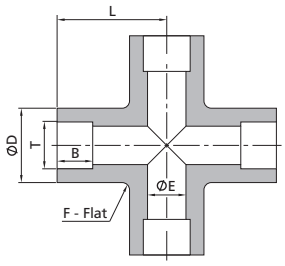

Fractional Tube

T-Tube Size (in.)	Basic Ordering Number	Dimensions, in. (mm)					Working Pressure psig (bar)
		L	D	B	F	E	
1/8	-WC-TS2	0.59 (15.0)	0.43 (11.0)	0.10 (2.5)	0.44 (11.1)	0.09 (2.3)	12600 (863)
1/4	-WC-TS4	0.86 (21.8)	0.50 (12.8)	0.28 (7.1)	0.44 (11.1)	0.19 (4.8)	10700 (737)
3/8	-WC-TS6	1.04 (26.4)	0.58 (14.7)	0.31 (7.9)	0.50 (12.7)	0.28 (7.1)	8100 (558)
1/2	-WC-TS8	1.17 (29.7)	0.80 (20.2)	0.38 (9.7)	0.69 (17.5)	0.41 (10.4)	6600 (454)
5/8	-WC-TS10	1.42 (36.1)	0.94 (23.8)	0.41 (10.4)	0.81 (20.6)	0.50 (12.7)	6200 (428)
3/4	-WC-TS12	1.56 (39.6)	1.15 (29.3)	0.44 (11.2)	1.00 (25.4)	0.63 (16.0)	5900 (406)
1	-WC-TS16	1.92 (48.8)	1.44 (36.7)	0.62 (15.7)	1.25 (31.8)	0.88 (22.4)	5600 (385)

Metric Tube

T-Tube Size (mm)	Basic Ordering Number	Dimensions, mm (in.)					Working Pressure psig (bar)
		L	D	B	F	E	
8	-WC-MTS8	19.8 (0.78)	14.7 (0.58)	7.9 (0.31)	12.7 (0.50)	6.4 (0.25)	9790 (675)
10	-WC-MTS10	24.6 (0.97)	16.5 (0.65)	7.9 (0.31)	14.3 (0.56)	7.1 (0.28)	8100 (558)
12	-WC-MTS12	29.7 (1.17)	20.2 (0.80)	9.7 (0.38)	17.5 (0.69)	9.5 (0.37)	6820 (470)
14	-WC-MTS14	31.7 (1.25)	23.8 (0.94)	10.0 (0.39)	20.6 (0.81)	10.4 (0.41)	6930 (478)
16	-WC-MTS16	36.0 (1.42)	23.8 (0.94)	10.4 (0.41)	20.6 (0.81)	12.7 (0.50)	6190 (426)
20	-WC-MTS20	39.6 (1.56)	29.3 (1.15)	11.2 (0.44)	25.4 (1.00)	17.0 (0.67)	5510 (380)
22	-WC-MTS22	1.22 (31.00)	31.2 (1.23)	13.5 (0.53)	27.0 (1.06)	19.0 (0.75)	5700 (396)
25	-WC-MTS25	48.8 (1.92)	36.7 (1.44)	15.7 (0.62)	31.8 (1.25)	22.0 (0.87)	5450 (376)

Pipe Butt Weld Fittings

Male Connectors

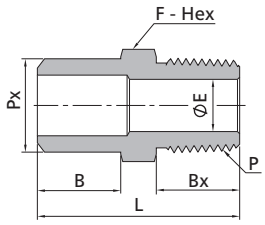

Pipe — **NPT Thread**

Px-Sch80 Pipe Size	P-NPT Size	Basic Ordering Number	Dimensions, in. (mm)					Working Pressure psig (bar)
			L	B	Bx	F	E	
1/4	1/4	-WM-PB4-NS4	1.35 (34.3)	0.56 (14.2)	0.56 (14.2)	0.56 (14.3)	0.28 (7.1)	8000 (551)
1/4	1/2	-WM-PB4-NS8	1.63 (41.3)	0.56 (14.2)	0.75 (19.1)	0.87 (22.2)	0.30 (7.7)	7700 (537)
3/8	1/4	-WM-PB6-NS4	1.37 (34.8)	0.56 (14.2)	0.56 (14.2)	0.69 (17.5)	0.28 (7.1)	6650 (459)
3/8	1/2	-WM-PB6-NS8	1.63 (41.3)	0.56 (14.2)	0.75 (19.1)	0.87 (22.2)	0.42 (10.7)	6650 (459)
1/2	1/4	-WM-PB8-NS4	1.63 (41.3)	0.75 (19.1)	0.56 (14.2)	0.87 (22.2)	0.28 (7.1)	6190 (427)
1/2	1/2	-WM-PB8-NS8	1.82 (46.2)	0.75 (19.1)	0.75 (19.1)	0.87 (22.2)	0.47 (11.9)	6190 (427)
3/4	1/4	-WM-PB12-NS4	1.69 (42.9)	0.75 (19.1)	0.56 (14.2)	1.06 (27.0)	0.28 (7.1)	5040 (348)
3/4	1/2	-WM-PB12-NS8	1.88 (47.8)	0.75 (19.1)	0.75 (19.1)	1.06 (27.0)	0.47 (11.9)	5040 (348)
1	1/4	-WM-PB16-NS4	1.97 (50.0)	0.94 (23.9)	0.56 (14.2)	1.37 (34.9)	0.28 (7.1)	4640 (320)
1	1/2	-WM-PB16-NS8	2.16 (54.9)	0.94 (23.9)	0.75 (19.1)	1.37 (34.9)	0.47 (11.9)	4640 (320)

Female Connectors

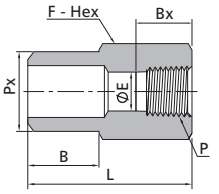

Pipe								NPT Thread
Px-Sch80 Pipe Size	P-NPT Size	Basic Ordering Number	Dimensions, in. (mm)					Working Pressure psig (bar)
			L	B	Bx	F	E	
1/4	1/2	-WF-PB4-NS8	1.53 (38.9)	0.56 (14.2)	0.78 (19.8)	1.06 (27.0)	0.30 (7.6)	4900 (337)
3/8	1/2	-WF-PB6-NS8	1.53 (38.9)	0.56 (14.2)	0.78 (19.8)	1.06 (27.0)	0.42 (10.7)	4900 (337)
1/2	1/4	-WF-PB8-NS4	1.47 (37.3)	0.75 (19.1)	0.59 (15.0)	0.87 (22.2)	0.41 (10.4)	7500 (516)
1/2	1/2	-WF-PB8-NS8	1.72 (43.7)	0.75 (19.1)	0.78 (19.8)	1.06 (27.0)	0.55 (13.9)	4900 (337)

Pipe Socket Weld Fittings

Male Connectors

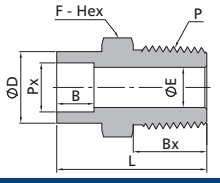

Pipe									NPT Thread
Px-Pipe Size	P-NPT Size	Basic Ordering Number	Dimensions, in. (mm)						Working Pressure psig (bar)
			L	D	B	Bx	F	E	
1/4	1/4	-WM-PS4-NS4	1.39 (35.2)	0.88 (22.4)	0.39 (9.9)	0.56 (14.2)	0.94 (23.8)	0.28 (7.1)	8000 (551)
1/4	1/2	-WM-PS4-NS8	1.57 (40.0)	0.88 (22.4)	0.39 (9.9)	0.75 (19.1)	0.94 (23.8)	0.36 (9.1)	7700 (530)
3/8	3/8	-WM-PS6-NS6	1.50 (38.0)	1.03 (26.2)	0.39 (9.9)	0.56 (14.2)	1.06 (27.0)	0.38 (9.7)	7100 (489)
3/8	1/2	-WM-PS6-NS8	1.69 (42.9)	1.03 (26.2)	0.39 (9.9)	0.75 (19.1)	1.06 (27.0)	0.47 (11.9)	7100 (489)
1/2	3/8	-WM-PS8-NS6	1.59 (40.3)	1.25 (31.8)	0.39 (9.9)	0.56 (14.2)	1.31 (33.3)	0.38 (9.7)	6800 (468)
1/2	1/2	-WM-PS8-NS8	1.78 (45.2)	1.25 (31.8)	0.39 (9.9)	0.75 (19.1)	1.31 (33.3)	0.47 (11.9)	6800 (468)
3/4	1/2	-WM-PS12-NS8	2.14 (54.3)	1.47 (37.3)	0.51 (13.0)	0.75 (19.1)	1.50 (38.1)	0.47 (11.9)	5800 (399)
3/4	3/4	-WM-PS12-NS12	2.14 (54.3)	1.47 (37.3)	0.51 (13.0)	0.75 (19.1)	1.50 (38.1)	0.62 (15.7)	5800 (399)
1	3/4	-WM-PS16-NS12	2.20 (55.8)	1.86 (47.2)	0.51 (13.0)	0.75 (19.1)	1.87 (47.6)	0.62 (15.7)	6100 (420)
1	1	-WM-PS16-NS16	2.39 (60.6)	1.86 (47.2)	0.51 (13.0)	0.94 (23.9)	1.87 (47.6)	0.88 (22.4)	5300 (365)

Female Connectors

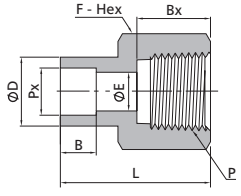

Pipe									NPT Thread
Px-Pipe Size	P-NPT Size	Basic Ordering Number	Dimensions, in. (mm)						Working Pressure psig (bar)
			L	D	B	Bx	F	E	
1/4	1/4	-WF-PS4-NS4	1.32 (33.5)	0.88 (22.4)	0.39 (9.9)	0.59 (15.0)	0.94 (23.8)	0.36 (9.1)	8000 (551)
1/4	3/8	-WF-PS4-NS6	1.32 (33.5)	0.88 (22.4)	0.39 (9.9)	0.59 (15.0)	0.94 (23.8)	0.36 (9.1)	6790 (463)
3/8	3/8	-WF-PS6-NS6	1.34 (34.1)	1.03 (26.2)	0.39 (9.9)	0.59 (15.0)	1.06 (27.0)	0.49 (12.4)	7100 (489)
3/8	1/2	-WF-PS6-NS8	1.54 (39.1)	1.03 (26.2)	0.39 (9.9)	0.78 (19.8)	1.06 (27.0)	0.49 (12.4)	4900 (337)
1/2	1/2	-WF-PS8-NS8	1.57 (40.0)	1.25 (31.8)	0.39 (9.9)	0.78 (19.8)	1.31 (33.3)	0.62 (15.7)	6800 (468)
1/2	3/4	-WF-PS8-NS12	1.60 (40.6)	1.25 (31.8)	0.39 (9.9)	0.81 (20.6)	1.31 (33.3)	0.62 (15.7)	4600 (316)
3/4	3/4	-WF-PS12-NS12	2.09 (53.2)	1.47 (37.3)	0.51 (13.0)	0.81 (20.6)	1.50 (38.1)	0.82 (20.8)	5800 (399)
3/4	1	-WF-PS12-NS16	2.29 (58.1)	1.47 (37.3)	0.51 (13.0)	1.00 (25.4)	1.63 (41.3)	0.82 (20.8)	4400 (303)

Unions

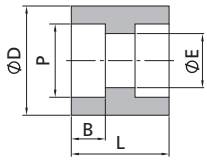

Pipe						
P-Pipe Size	Basic Ordering Number	Dimensions, in. (mm)				Working Pressure psig (bar)
		L	D	B	E	
1/8	-WU-PS2	1.01 (25.7)	0.67 (17.1)	0.39 (9.9)	0.28 (7.0)	8230 (568)
1/4	-WU-PS4	1.06 (26.9)	0.88 (22.4)	0.39 (9.9)	0.38 (9.7)	8000 (551)
3/8	-WU-PS6	1.12 (28.4)	1.03 (26.2)	0.39 (9.9)	0.49 (12.4)	7100 (489)
1/2	-WU-PS8	1.16 (29.5)	1.25 (31.8)	0.39 (9.9)	0.62 (15.7)	6800 (468)
3/4	-WU-PS12	1.75 (44.5)	1.47 (37.3)	0.51 (13.0)	0.82 (20.8)	5800 (399)
1	-WU-PS16	1.75 (44.5)	1.86 (47.2)	0.51 (13.0)	1.05 (26.7)	6100 (420)

Weld Adapters

Tube Butt Weld to Tube Socket Weld

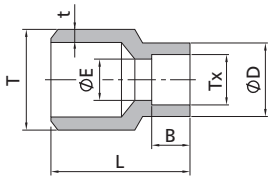

Fractional Tube								
T-Tube O.D. (in.)	t-Wall Thickness (in.)	Tx-Tube O.D. (in.)	Basic Ordering Number	Dimensions, in. (mm)				Working Pressure psig (bar)
				L	B	D	E	
1/4	0.083	1/8	-WA-TB4-TS2	0.56 (14.2)	0.10 (2.5)	0.31 (8.0)	0.09 (2.3)	12600 (868)
3/8	0.095	1/4	-WA-TB6-TS4	0.75 (19.1)	0.28 (7.1)	0.48 (12.2)	0.19 (4.8)	8200 (564)
1/2	0.095	1/4	-WA-TB8-TS4	0.88 (22.4)	0.28 (7.1)	0.50 (12.7)	0.19 (4.8)	7500 (516)
1/2	0.095	3/8	-WA-TB8-TS6	0.88 (22.4)	0.31 (7.9)	0.60 (15.2)	0.28 (7.1)	7500 (516)
3/4	0.120	1/2	-WA-TB12-TS8	1.12 (28.4)	0.38 (9.7)	0.73 (18.5)	0.41 (10.4)	6300 (434)
1	0.134	1/2	-WA-TB16-TS8	1.38 (35.1)	0.38 (9.7)	0.73 (18.5)	0.41 (10.4)	5300 (365)
1	0.134	3/4	-WA-TB16-TS12	1.50 (38.1)	0.44 (11.2)	1.04 (26.4)	0.63 (16.0)	5300 (365)

Pipe Butt Weld to Tube Socket Weld

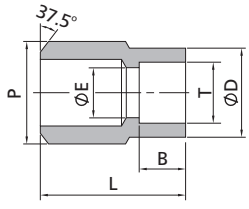

Pipe							Fractional Tube
P-Sch80 Pipe Size	T-Tube Size (in.)	Basic Ordering Number	Dimensions, in. (mm)				Working Pressure psig (bar)
			L	B	D	E	
1/4	1/4	-WA-PB4-TS4	0.88 (22.4)	0.28 (7.1)	0.48 (12.2)	0.19 (4.8)	10810 (744)
3/8	1/4	-WA-PB6-TS4	1.03 (26.2)	0.31 (7.9)	0.48 (12.2)	0.19 (4.8)	8500 (586)
3/8	3/8	-WA-PB6-TS6	1.03 (26.2)	0.31 (7.9)	0.60 (15.2)	0.28 (7.1)	8500 (586)
3/8	1/2	-WA-PB6-TS8	1.00 (25.4)	0.38 (9.7)	0.73 (18.5)	0.41 (10.4)	6930 (476)
1/2	1/4	-WA-PB8-TS4	1.12 (28.4)	0.28 (7.1)	0.48 (12.2)	0.19 (4.8)	8190 (563)
1/2	3/8	-WA-PB8-TS6	1.12 (28.4)	0.31 (7.9)	0.60 (15.2)	0.28 (7.1)	8190 (563)
1/2	1/2	-WA-PB8-TS8	1.19 (30.2)	0.38 (9.7)	0.73 (18.5)	0.41 (10.4)	6930 (476)
3/4	1/4	-WA-PB12-TS4	1.50 (38.1)	0.28 (7.1)	0.48 (12.2)	0.19 (4.8)	6930 (476)
3/4	3/8	-WA-PB12-TS6	1.50 (38.1)	0.31 (7.9)	0.60 (15.2)	0.28 (7.1)	6930 (476)
3/4	1/2	-WA-PB12-TS8	1.50 (38.1)	0.38 (9.7)	0.73 (18.5)	0.41 (10.4)	6930 (476)
3/4	3/4	-WA-PB12-TS12	1.50 (38.1)	0.44 (11.2)	1.04 (26.4)	0.63 (16.0)	6190 (483)
1	3/8	-WA-PB16-TS6	1.38 (35.1)	0.31 (7.9)	0.60 (15.2)	0.28 (7.1)	6300 (434)
1	1/2	-WA-PB16-TS8	1.56 (39.6)	0.38 (9.7)	0.73 (18.5)	0.41 (10.4)	6300 (434)

Pipe to Weld Fittings

Pipe to Tube Butt Weld

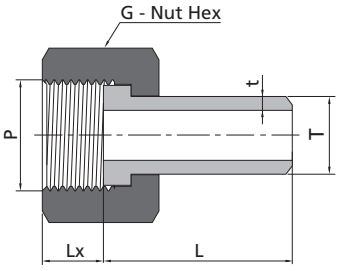

ISO Parallel Thread							Metric Tube
P-ISO Thread Size	T-Tube O.D. (mm)	t-Wall Thickness (mm)	Basic Ordering Number	Dimensions, mm (in.)			Working Pressure psig (bar)
				L	G	Lx	
1/2	12	2.2	-PUW-RG8-MTB12	34.0 (1.34)	27.0 (1.06)	11.0 (0.43)	6470 (446)
1/2	14	2.5	-PUW-RG8-MTB14	34.0 (1.34)	27.0 (1.06)	11.0 (0.43)	6280 (433)
1/2	16	2.8	-PUW-RG8-MTB16	34.0 (1.34)	27.0 (1.06)	11.0 (0.43)	6140 (423)

Metric Thread							Metric Tube
P-Metric Thread Size	T-Tube O.D. (mm)	t-Wall Thickness (mm)	Basic Ordering Number	Dimensions, mm (in.)			Working Pressure psig (bar)
				L	G	Lx	
M12 x 1.5	6	1.8	-PUW-MS12-MTB6	25.0 (0.98)	16.0 (0.63)	9.0 (0.35)	12660 (873)
M12 x 1.5	8	1.8	-PUW-MS12-MTB8	30.0 (1.18)	16.0 (0.63)	9.0 (0.35)	8320 (574)
M14 x 1.5	8	1.8	-PUW-MS14-MTB8	30.0 (1.18)	18.0 (0.71)	9.0 (0.35)	8320 (574)
M14 x 1.5	10	2.2	-PUW-MS14-MTB10	30.0 (1.18)	18.0 (0.71)	9.0 (0.35)	8160 (563)
M16 x 1.5	8	1.8	-PUW-MS16-MTB8	30.0 (1.18)	22.0 (0.87)	9.0 (0.35)	8320 (574)
M16 x 1.5	10	2.2	-PUW-MS16-MTB10	30.0 (1.18)	22.0 (0.87)	9.0 (0.35)	8160 (563)
M16 x 1.5	12	2.2	-PUW-MS16-MTB12	34.0 (1.34)	22.0 (0.87)	9.0 (0.35)	6470 (446)
M18 x 1.5	10	2.2	-PUW-MS18-MTB10	34.0 (1.34)	22.0 (0.87)	10.0 (0.39)	8160 (563)
M18 x 1.5	12	2.2	-PUW-MS18-MTB12	34.0 (1.34)	22.0 (0.87)	10.0 (0.39)	6470 (446)
M18 x 1.5	14	2.5	-PUW-MS18-MTB14	34.0 (1.34)	22.0 (0.87)	10.0 (0.39)	6280 (433)
M20 x 1.5	10	2.2	-PUW-MS20-MTB10	34.0 (1.34)	25.0 (0.98)	11.0 (0.43)	8160 (563)
M20 x 1.5	12	2.2	-PUW-MS20-MTB12	34.0 (1.34)	25.0 (0.98)	11.0 (0.43)	6470 (446)
M20 x 1.5	14	2.5	-PUW-MS20-MTB14	34.0 (1.34)	25.0 (0.98)	11.0 (0.43)	6280 (433)
M20 x 1.5	15	2.5	-PUW-MS20-MTB15	34.0 (1.34)	25.0 (0.98)	11.0 (0.43)	6160 (425)
M20 x 1.5	16	2.8	-PUW-MS20-MTB16	34.0 (1.34)	25.0 (0.98)	11.0 (0.43)	6140 (423)
M22 x 1.5	14	2.5	-PUW-MS22-MTB14	34.0 (1.34)	27.0 (1.06)	11.0 (0.43)	6280 (433)
M22 x 1.5	16	2.8	-PUW-MS22-MTB16	34.0 (1.34)	27.0 (1.06)	11.0 (0.43)	6140 (423)
M24 x 1.5	16	2.8	-PUW-MS24-MTB16	34.0 (1.34)	30.0 (1.18)	11.0 (0.43)	6140 (423)
M24 x 1.5	18	2.8	-PUW-MS24-MTB18	34.0 (1.34)	30.0 (1.18)	11.0 (0.43)	5670 (392)
M24 x 1.5	20	3.0	-PUW-MS24-MTB20	34.0 (1.34)	30.0 (1.18)	11.0 (0.43)	5110 (352)
M27 x 2	14	2.5	-PUW-MS27-MTB14	34.0 (1.34)	32.0 (1.26)	14.0 (0.55)	6280 (433)
M27 x 2	16	2.8	-PUW-MS27-MTB16	34.0 (1.34)	32.0 (1.26)	14.0 (0.55)	6140 (423)
M27 x 2	18	2.8	-PUW-MS27-MTB18	34.0 (1.34)	32.0 (1.26)	14.0 (0.55)	5670 (392)
M27 x 2	20	3.0	-PUW-MS27-MTB20	40.0 (1.57)	32.0 (1.26)	14.0 (0.55)	5110 (352)
M27 x 2	22	3.0	-PUW-MS27-MTB22	40.0 (1.57)	32.0 (1.26)	14.0 (0.55)	4620 (319)
M30 x 2	22	3.0	-PUW-MS30-MTB22	40.0 (1.57)	35.0 (1.38)	18.0 (0.71)	4620 (319)
M30 x 2	25	3.5	-PUW-MS30-MTB25	45.0 (1.77)	35.0 (1.38)	18.0 (0.71)	4730 (326)
M33 x 2	28	4.0	-PUW-MS33-MTB28	45.0 (1.77)	41.0 (1.61)	18.0 (0.71)	5160 (356)
M36 x 2	30	4.0	-PUW-MS36-MTB30	45.0 (1.77)	41.0 (1.61)	18.0 (0.71)	4760 (328)

Male Pipe to Tube Butt Weld

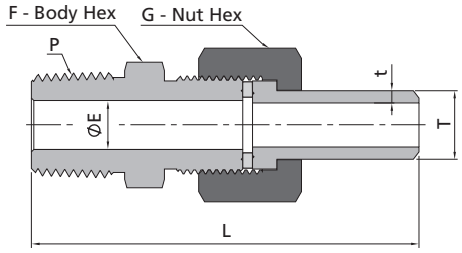

NPT Thread								Metric Tube
P-NPT Size	T-Tube O.D. (mm)	t-Wall Thickness (mm)	Basic Ordering Number	Dimensions, mm (in.)				Working Pressure psig (bar)
				L	F	G	E	
1/8	14	2.5	-MUW-NS2-MTB14	68.7 (2.70)	22.2 (0.87)	25.0 (0.98)	4.8 (0.19)	6280 (433)
1/4	6	1.8	-MUW-NS4-MTB6	60.4 (2.38)	14.3 (0.56)	16.0 (0.63)	6.0 (0.24)	8240 (566)
1/4	8	1.8	-MUW-NS4-MTB8	65.4 (2.57)	14.3 (0.56)	16.0 (0.63)	6.0 (0.24)	8240 (566)
1/4	10	2.2	-MUW-NS4-MTB10	73.2 (2.88)	22.2 (0.87)	25.0 (0.98)	7.1 (0.28)	8160 (563)
1/4	12	2.2	-MUW-NS4-MTB12	71.2 (2.80)	17.5 (0.69)	22.0 (0.87)	7.1 (0.28)	6470 (446)
1/4	14	2.5	-MUW-NS4-MTB14	73.2 (2.88)	22.2 (0.87)	25.0 (0.98)	7.1 (0.28)	6280 (433)
1/4	16	2.8	-MUW-NS4-MTB16	73.2 (2.88)	22.2 (0.87)	25.0 (0.98)	7.1 (0.28)	6140 (423)
1/4	18	2.8	-MUW-NS4-MTB18	74.2 (2.92)	25.4 (1.00)	30.0 (1.18)	7.1 (0.28)	5670 (392)
3/8	14	2.5	-MUW-NS6-MTB14	73.2 (2.88)	19.1 (0.75)	22.0 (0.87)	9.5 (0.37)	6280 (433)
1/2	12	2.2	-MUW-NS8-MTB12	78.0 (3.07)	22.2 (0.87)	25.0 (0.98)	10.0 (0.39)	6470 (446)
1/2	14	2.5	-MUW-NS8-MTB14	78.0 (3.07)	22.2 (0.87)	25.0 (0.98)	10.0 (0.39)	6280 (433)
1/2	16	2.8	-MUW-NS8-MTB16	78.0 (3.07)	22.2 (0.87)	25.0 (0.98)	10.0 (0.39)	6140 (423)
1/2	22	3.0	-MUW-NS8-MTB22	88.0 (3.46)	28.6 (1.13)	32.0 (1.26)	11.9 (0.47)	4620 (319)
1/2	25	2.8	-MUW-NS8-MTB25	88.0 (3.46)	31.75 (1.25)	35.0 (1.38)	11.9 (0.47)	4730 (326)
1	25	3.5	-MUW-NS16-MTB25	103.8 (4.09)	34.9 (1.37)	35.0 (1.38)	19.4 (0.76)	4730 (326)

FITOK

Ordering Number Description

SS - WLM - TS6 - NS6 - □ - □ - S - □

Material

SS	316 SS
6L	316L SS
904L	904L SS

Fitting Type

WM	Male Connector
WF	Female Connector
WU	Reducing Union
WLU	Union Elbow
WT	Union Tee
WC	Union Cross
WLM	Male Elbow
WLF	Female Elbow
WV	45° Union Elbow
WA	Adapter
PUW	Pipe To Weld
MUW	Male Pipe To Weld

P1 Type

TB	Fractional Tube Butt Weld
TS	Fractional Tube Socket Weld
MTB	Metric Tube Butt Weld
MTS	Metric Tube Socket Weld
PB	Pipe Butt Weld
PS	Pipe Socket Weld
NS	NPT Thread
RT	ISO Tapered Thread
BP	Male ISO Parallel Thread (For RG Gasket)
MS	Metric Thread (For RG-M Gasket)
RG	ISO Parallel Thread (For RG Gasket)

P1 Size

2	1/8"
4	1/4" or 1/4"×0.065" or 1/4×SCH80
6	3/8" or 3/8"×0.095" or 3/8×SCH80 or 6 mm
8	1/2" or 1/2"×0.065" or 1/2×SCH80 or 8 mm or G1/2
10	5/8" or 5/8"×0.109" or 10 mm
12	3/4" or 3/4"×0.120" or 3/4×SCH80 or 12 mm or 12×2.2 mm or M12×1.5
14	7/8" or 14 mm or 14×2.5 mm or M14×1.5
15	15×2.5 mm
16	1" or 1"×0.120" or 1×SCH80 or 16 mm or 16×2.8 mm or M16×1.5
18	18 mm or 18×2.8 mm or M18×1.5
20	1 1/4" or 20 mm or 20×3.0 mm or M20×1.5
22	22 mm or 22×3.0 mm or M22×1.5
24	24 x 1.5
25	25 mm or 25×3.5 mm
27	M27 x 2
28	28 mm or 28×4.0 mm
30	M30 x 2
33	M33×2
36	M36×2
38	38 mm or 38×5.0 mm

P2, P3 and P4

Specify in the same way as the P1

Special Application

	NO
S	NACE MR0175
ES	Customized for Europe
	Classification for Nuclear Facility Application
N2	Class 2
N3	Class 3

Cleaning and Packaging

	FC-01
F2	FC-02

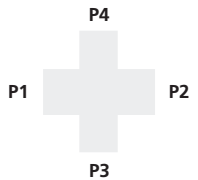

P1, P2, P3 and P4 shall be described in the following orders:

- ◎ Pipe thread connection type after weld connection type ("PUW" and "MUW" excluded)
- ◎ Pipe Butt Weld - Tube Butt Weld - Pipe Socket Weld - Tube Socket Weld - Others
- ◎ Describe in descending order as per size if the end connection types are the same
- ◎ Describe the end of P1 if all end connections are the same

Cleaning and Packaging:

FC-01: Standard cleaning and packaging for general industrial procedures

FC-02: Special cleaning and packaging for wetted system components to ensure compliance with product cleanliness requirement as stated in ASTM G93 Level C.

Note: "Ordering Number Description" is a reference to understand the combination rules of FITOK product part number. Not all combinations are available.

info@fitok.com
www.fitok.com

FK-IC-GF-03-EN-240910